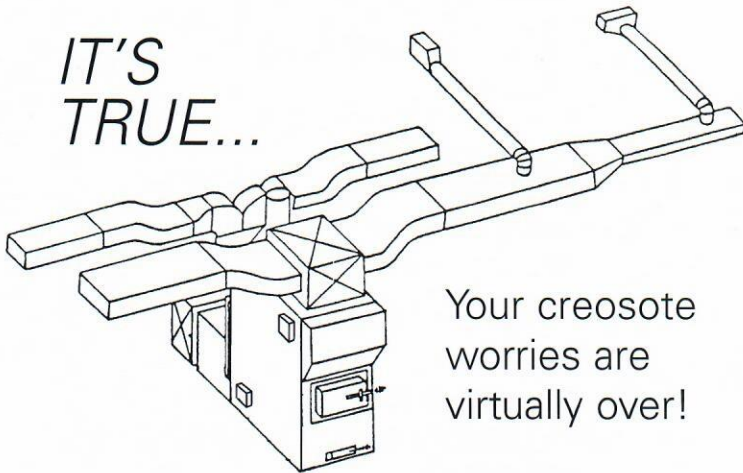


KUUMATM

VAPOR-FIRE ADD-ON
(OR CENTRAL) MODEL 100

IT'S
TRUE...



Your creosote
worries are
virtually over!

- No visible smoke up to 99% of the time
- No catalytic converters
- No gimmicks
- Logs burn from front to rear
- Natural burning of the logs under controlled condition
- Tested by PFS Laboratory & Intertek Testing for emission and safety
- UL #391
- Approved for the 2013 Home Energy Efficient Tax Credit

"KUUMA" principle – the logs burn from front to the back. Primary air ignites only the amount of wood that will combust with the available oxygen within the fire chamber. Electronic control precisely regulates the amount of preheated air admitted into fire chamber. Because the gases and volatile liquids burn at approximately 1000°F it is important that the secondary air is preheated before introduced into the secondary zone. The fire burns with a nice soft low flame resulting in a highly efficient burn for a long period of time. You don't need a raging fire to produce a clean burn and useful heat.

LAMPPA MANUFACTURING INCORPORATED


P.O. BOX 422, TOWER, MINNESOTA 55790

218-753-2330 • 1-800-358-2049

<http://www.lamppakuuma.com>

lamppmfg@gmail.com

\$5,295.00



**NO SMOKE
NO CREOSOTE**

***Less than 1 gr./hr. emissions
Up to 99% combustion eff.***

WHY SHOULD YOU OWN A KUUMA VAPOR-FIRE MODEL 100?

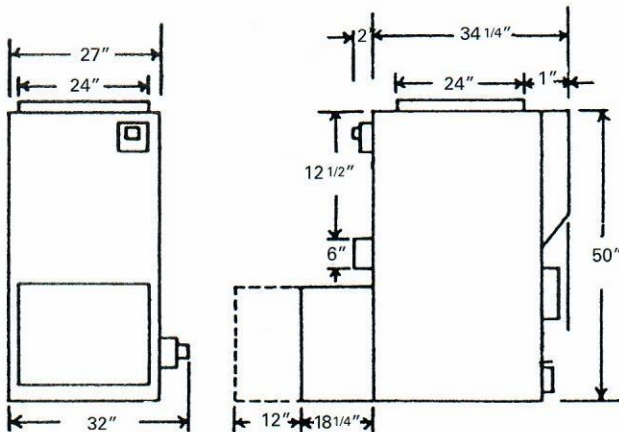
1. NO CATALYTIC CONVERTER TO REPLACE
2. NO SMOKE UP TO 98% OF THE TIME.
 - In simple terms, no smoke - no creosote.
 - No visible smoke whenever the temperature is above 32°F outside – only condensation, when the temperature is below 32°F. (Similar to a clothes dryer.)
 - Virtually eliminates cleaning chimney.
3. AVERAGE STACK TEMPERATURE IS BELOW 350°F INTERNALLY AND 200°F EXTERNALLY.
 - Because of the low stack temperature, the heat extraction efficiency is extremely high.
4. COMBUSTION EFFICIENCY
 - Heat sensor monitors internal fire chamber temperature continuously.
 - Electronic control precisely regulates the amount of air admitted into the fire chamber. **Adjustable.**
 - Primary and secondary air is superheated before it enters the fire chamber.
 - Front to rear burning of the logs assures a controlled burn and consumes less wood. (This saves money and labor.)
 - Converts the wood to a gas and then burns the gases.
 - 30-40,000 BTU per hour – up to 10 hrs. ** Heats up to 3500 sq. ft. (Medium setting)
 - Will replace a 100,000 BTU* oil furnace.
5. 2 SPEED
 - Low Speed - 500 CFM
 - High Speed - 1,500 CFM
6. BRICK LINED COMBUSTION CHAMBER.

Combustion chamber surrounded with thick ceramic insulation.
7. WARP-FREE DOOR WITH:
 - Adjustable latch and hinges.
 - Cool door handle. (Stainless steel)
 - 12 ga. steel heat shield on the inside of door.
 - Heavy 14-ga. outer shell.
 - Extra heavy cast iron door frame with a 12 x 12 inch opening.
 - Access door with 1½ inch insulation.
8. MANY SAFETY FEATURES
 - Alarm system to warn if the temperature inside the fire chamber is excessively high.
 - Cool outside shell.
 - Cool door handles.
9. NO SMOKE MEANS LESS AIR POLLUTION AND LOWER EFFLUENT EMISSIONS

* Generally furnaces rated at 100,000 BTU per hour operate less than 1/3 of the time, with an actual heat output of less than 33,000 BTU/hr.

** Estimate. Could vary with different types of installation and wood.

SPECIFICATIONS VAPOR-FIRE MODEL 100



Dimensions	32"W x 52 1/2"D x 50"H
Flue Size	6" Diameter
Heat Outlet Size	24" x 24"
Fire Door Opening	12"W x 12"H
Control Type	Electronic
Ash Drawer Size	18"W x 10"L x 3"H
Combustion Chamber	23"L x 15 1/2"W x 20"H
Maximum Wood Length	22"
Combustion Chamber Lining	Brick, Ceramic & Cast Iron
Fan Limit Control	Honeywell L4064J
Fan Relay	Honeywell R8239A 1008
Draft Control	Vapor Fire Model C100A
Electronic Control	Vapor Fire Model E100A
Draft Requirement	.04" - .06" W.C.
Filter	14" x 24" x 1" (2)
Fan Control (Adj.)	Dayton 4E116

Clearances to Combustibles

Side	6"
Front	48"
From the Flue Pipe	18"
To Existing Furnace	6"

Weight	695 pounds
Fuel Type	Wood Only
Chimney Requirement	6" Class "A"

KUUMATM